

**Edexcel GCE**

# **Geography**

**Advanced Subsidiary  
Unit 1: Global Challenges  
RESOURCE BOOKLET**

Friday 14 January 2011 – Morning

Paper Reference

**6GE01/01**

**Do not return the Resource Booklet with the question paper.**

*Turn over* ►

**M38009A**

©2011 Edexcel Limited.

1/1/1/1



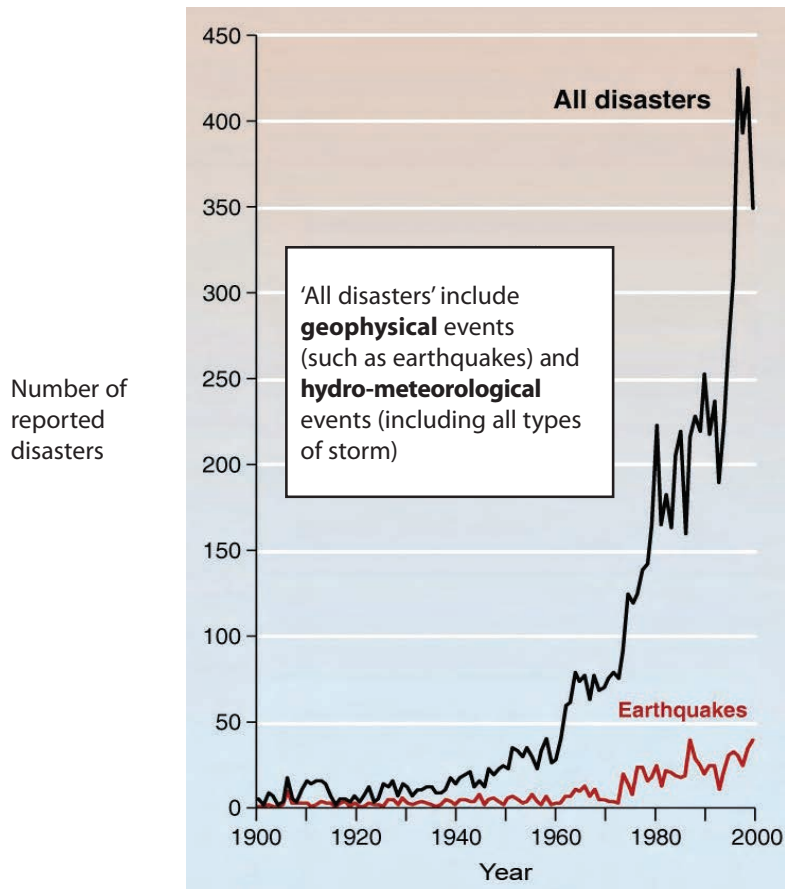
M 3 8 0 0 9 A

**edexcel**   
advancing learning, changing lives

SECTION A

The following resources relate to Questions 1–6.

Figure 1 World trends in the number of reported disasters per year 1900–2000



(Source: Emmanuelle Bournay, UNEP/GRID-Arendal)

Figure 2 Ways of managing climate change

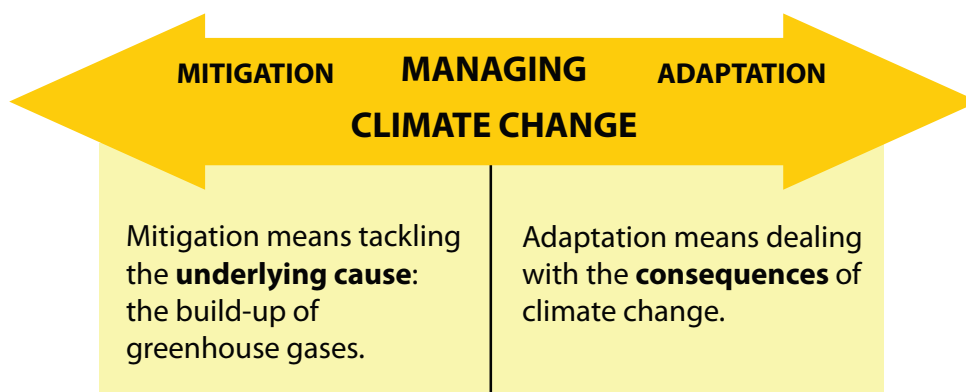
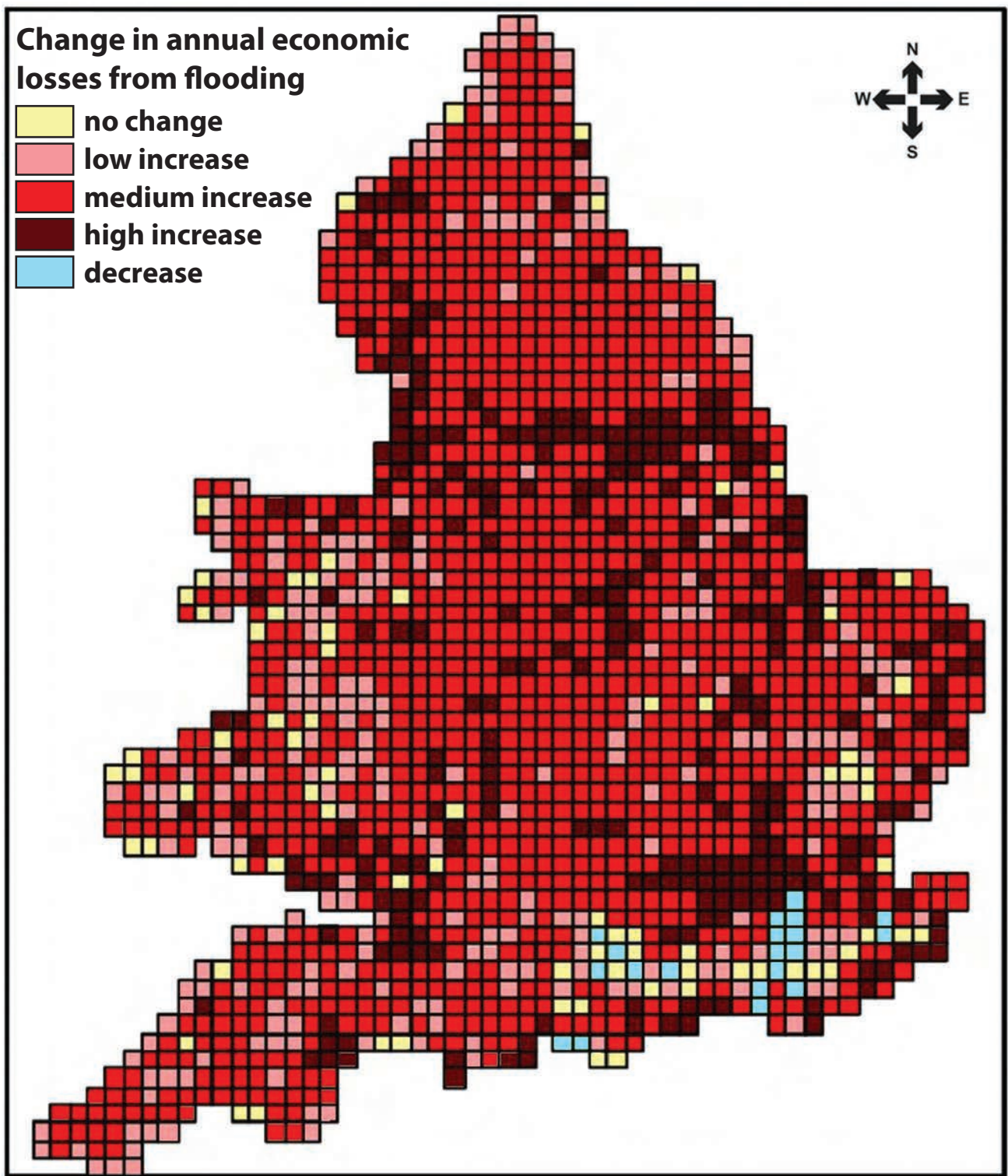
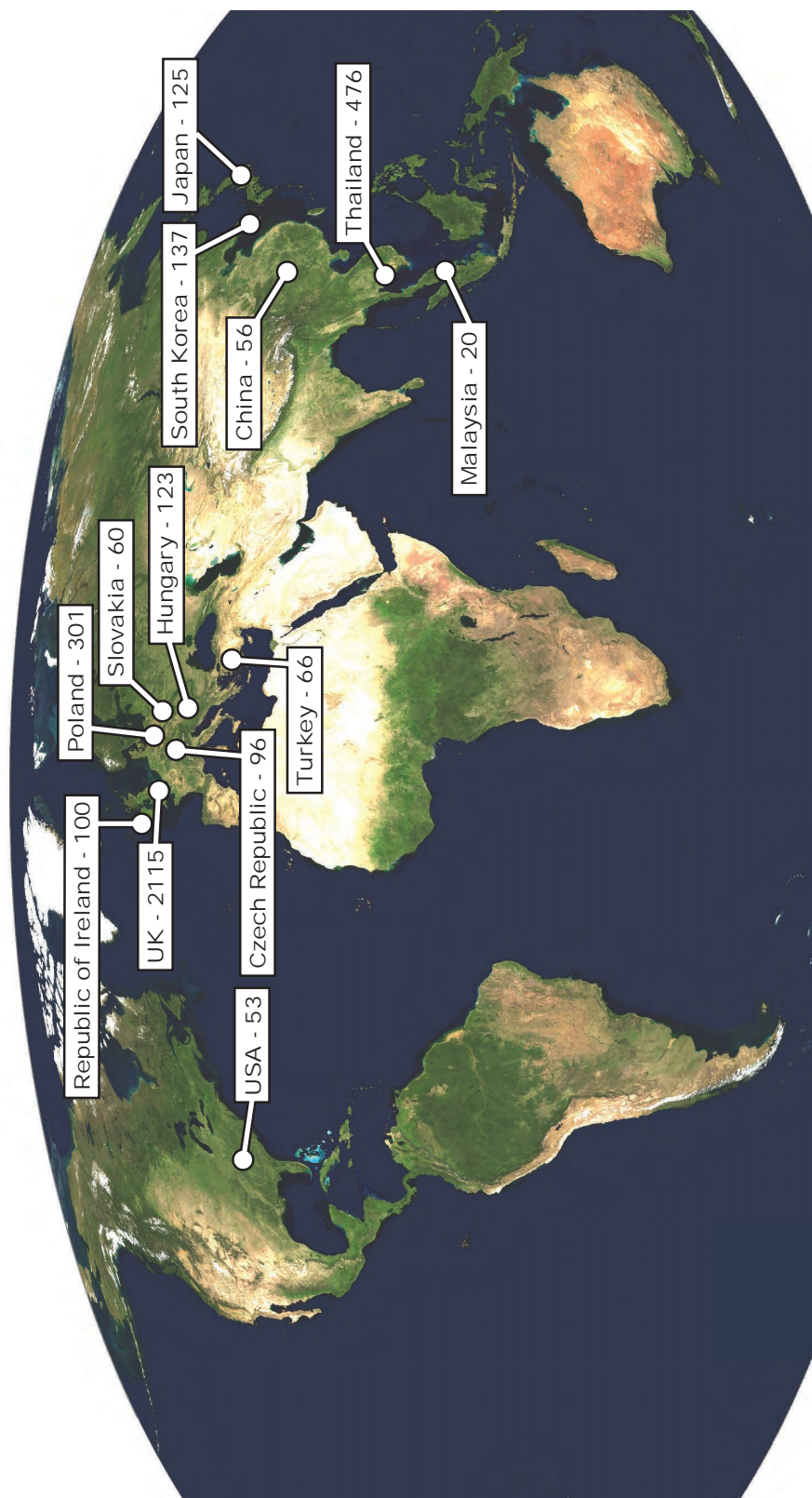


Figure 3 Predicted changes in flood risk for England and Wales by 2080

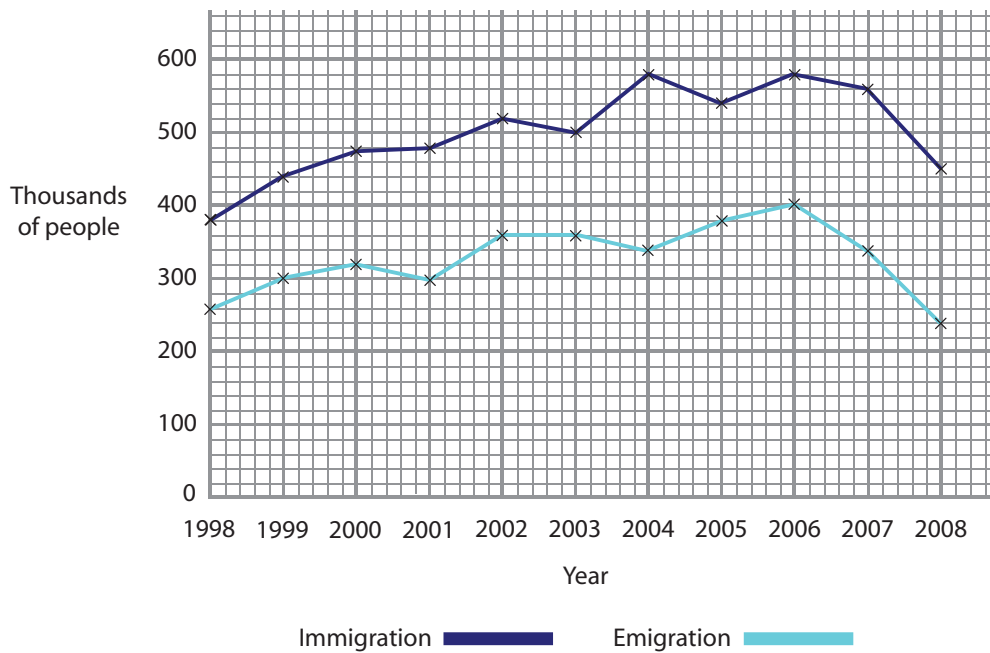


**Figure 4** The number of Tesco stores worldwide in 2010. Tesco is a UK retail Transnational Corporation (TNC)




(Source: [www.tescopl.com](http://www.tescopl.com))

**Figure 5 Immigration and emigration trends for the UK 1998–2008**



(Source: www.statistics.gov.uk/)

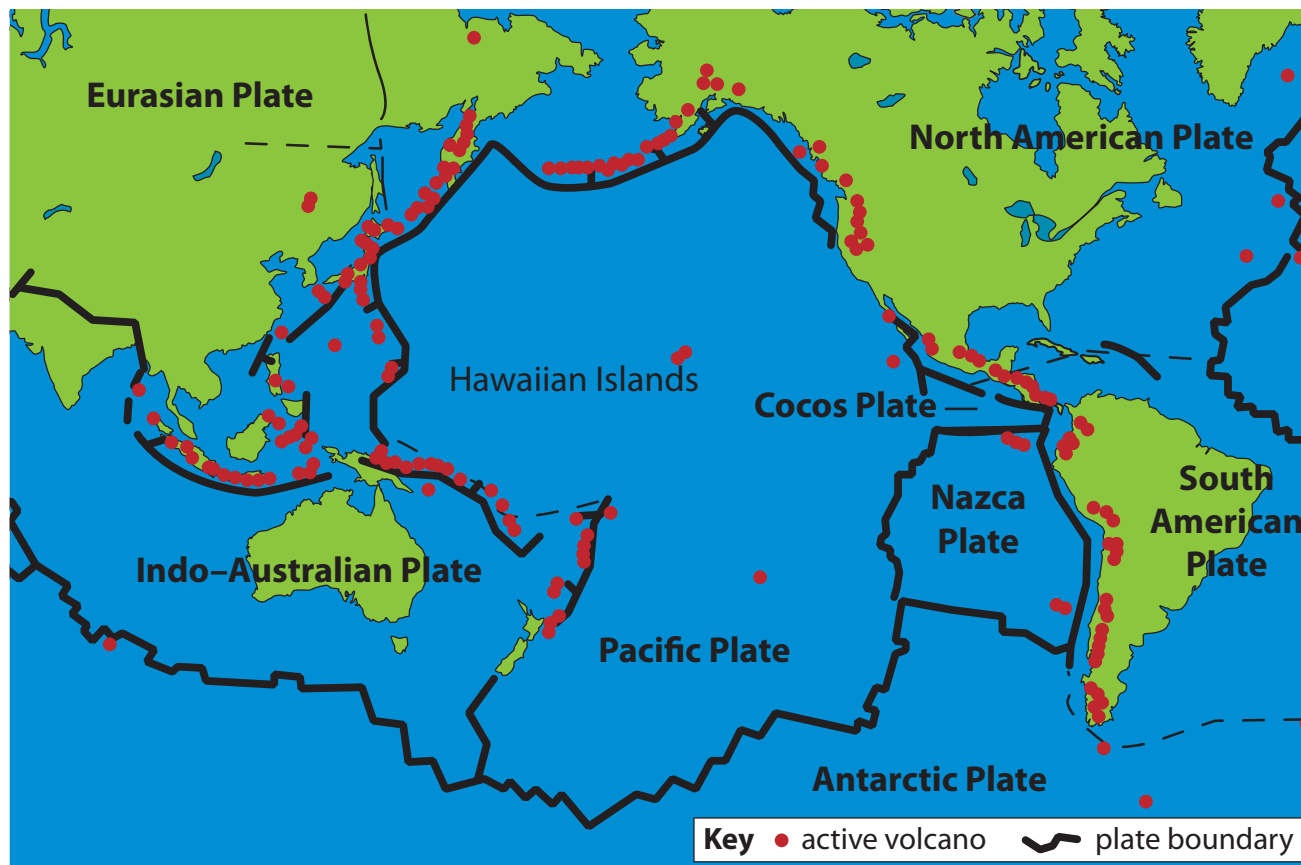
**Figure 6 An inner London house and the families living there in 1901 and 2011**

1901			2011	
Name	Age		Name	Age
Eliza Hunter (F)	73	David Goodwin (M)	47	
William Hunter (M)	38	Rupal Goodwin (F)	48	
Doris Hunter (F)	36	Samira Goodwin (F)	13	
Frank Hunter (M)	15	Jasmine Goodwin (F)	11	
Harold Hunter (M)	14			
Betsy Hunter (F)	11			
Emma Hunter (F)	10			
Richard Hunter (M)	8			
Susan Hunter (F)	5			

### SECTION B

The following resources relate to Questions 7–10.

Figure 7 The distribution of volcanic activity in the Pacific region




**Figure 8 GDP per capita, total greenhouse gas emissions (shown as carbon dioxide equivalent) and CO<sub>2</sub>(e) emissions per capita for selected countries, 2007**

Country	Gross Domestic Product (GDP) per capita (US \$)	Total CO <sub>2</sub> (e) emissions (millions of tonnes)	CO <sub>2</sub> (e) emissions per capita (tonnes)
USA	47,440	5,769	19.1
China	3,259	6,028	4.6
Brazil	8,295	347	1.8
Bangladesh	521	40	0.2
Singapore	38,972	45	9.8
Saudi Arabia	18,855	358	14.8


(Source: www.iea.org)

**Figure 9 A 'shrinking world' timeline of technological innovation**



THEN

- 1900** Telephone & radio are already being used
- 1935** Fax machine
- 1939** Television
- 1954** Colour television
- 1969** Early internet
- 1969** Moon landing
- 1970** First GPS satellite
- 1973** First mobile phones
- 1974** Desktop computers
- 1989** World Wide Web
- 1994** Blogging begins
- 1995** *EasyJet* founded
- 1996** *Google* founded
- 1997** Mass market mobiles
- 2002** First *i-pod* on sale
- 2004** Podcasting begins
- 2008** *Twitter* takes off



NOW

**Figure 10 The changing size and distribution of world megacities**

