

UNIVERSITY OF CAMBRIDGE INTERNATIONAL EXAMINATIONS
GCE Advanced Level

**MARK SCHEME for the May/June 2012 question paper
for the guidance of teachers**

9701 CHEMISTRY

9701/42

Paper 4 (A2 Structured Questions), maximum raw mark 100

This mark scheme is published as an aid to teachers and candidates, to indicate the requirements of the examination. It shows the basis on which Examiners were instructed to award marks. It does not indicate the details of the discussions that took place at an Examiners' meeting before marking began, which would have considered the acceptability of alternative answers.

Mark schemes must be read in conjunction with the question papers and the report on the examination.

- Cambridge will not enter into discussions or correspondence in connection with these mark schemes.

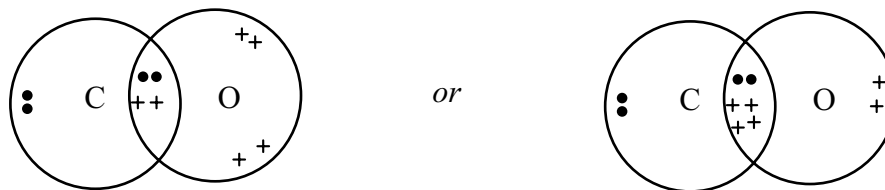
Cambridge is publishing the mark schemes for the May/June 2012 question papers for most IGCSE, GCE Advanced Level and Advanced Subsidiary Level syllabuses and some Ordinary Level syllabuses.

Page 2	Mark Scheme: Teachers' version	Syllabus	Paper
	GCE A LEVEL – May/June 2012	9701	42

- 1 (a) (i) enthalpy/energy change/released when 1 mol of ions... [1]
in the gas phase (are dissolved in) water [1]
- (ii) $\text{Mg}^{2+}(\text{g}) + \text{aq (or H}_2\text{O)} \rightarrow \text{Mg}^{2+}(\text{aq) or } [\text{Mg}(\text{H}_2\text{O})_6]^{2+}$ [1]
- (iii) Mg^{2+} has a smaller radius/size or greater charge density than Ca^{2+} (**ions** required) [1]
- (iv) O^{2-} reacts with water to give OH^- or equation: $\text{O}^{2-} + \text{H}_2\text{O} \rightarrow 2\text{OH}^-$ [1]
[5]
- (b) (apparatus: “insulated” calorimeter, water and thermometer)
- measure (known volume/mass of) water or stated volume of water (into calorimeter)
 - take the temperature (of the water – NOT the MgCl_2)
 - weigh out known mass of MgCl_2 or stated mass of MgCl_2
 - take final/highest/constant temperature or record temperature change/rise 4 × [1]
- [4]**
- (c) (i) $\Delta H_{\text{sol}}^{\circ} = 641 - 801 = -160 \text{ kJ mol}^{-1}$ [1]
- (ii) $\Delta H_{\text{hyd}}^{\circ} = (1890 - 2526 - 160)/2 = -398 \text{ kJ mol}^{-1}$ [2]
[3]
- (d)
- solubility: $\text{MgSO}_4 > \text{BaSO}_4$ or decreases down the group
 - because ΔH_{sol} is more endothermic for BaSO_4 or more exothermic for MgSO_4
 - due to larger r_{ion} or smaller charge density of Ba^{2+} (ion has to be mentioned)
 - leading to smaller LE and HE or LE and HE decrease
 - but difference in HE (between Mg^{2+} and Ba^{2+}) is larger than the difference in LE (between MgSO_4 and BaSO_4)
- or HE is dominant or HE decreases more than LE any 4 points [4]
[4]
- [Total: 16]**

Page 3	Mark Scheme: Teachers' version	Syllabus	Paper
	GCE A LEVEL – May/June 2012	9701	42

2 (a) (i)



[1]

(ii) incomplete combustion (of hydrocarbon fuels) *or* insufficient O₂/air

[1]

(iii) $\text{NO} + \text{CO} \rightarrow \frac{1}{2}\text{N}_2 + \text{CO}_2$
or $\text{CO} + \frac{1}{2}\text{O}_2 \rightarrow \text{CO}_2$
 equation needs to be balanced

[1]

[3]

(b) $\Delta H = 394 - 2 \times 111 = (+)172 \text{ kJ mol}^{-1}$

[2]

[2]

(c) (i) ligand exchange/displacement/replacement/substitution

[1]

(ii)

- d-orbitals are split (by the ligand field) *or* orbitals near ligands are at higher energy
- the splitting/energy gap depends on the ligands (surrounding the ion) *or* the metal (ion)
- when an electron moves from lower to higher orbital/energy level *or* is promoted/excited
- light/a photon is absorbed *or* colour seen/reflected/transmitted is complement of colour absorbed (“emitted” contradicts this mark)
- different energy gap means different frequency absorbed means different colour

5 × [1]

(iii) from rows 1 and 3: $\text{rate}_3/\text{rate}_1 = 2.0$ which also equals $[[\text{complex}]_3]/[[\text{complex}]_1]$ [1]
(or this working mark can be awarded for any valid calculation that shows that order w.r.t. complex is 1)

Thus order w.r.t. [complex] = 1 **and** order w.r.t. [CO] is zero

[1]

rate equation: **rate = k[complex]**

[1]

(iv) mechanism 2

[1]

it's the only one that does **not** involve CO in the rate determining step *or* rate depends on [complex] only.

[1]

[11 max 10]

[Total: 15]

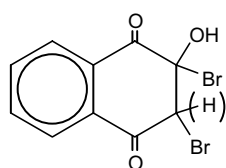
Page 4	Mark Scheme: Teachers' version	Syllabus	Paper
	GCE A LEVEL – May/June 2012	9701	42

3 (a) (i) ketone, alcohol, alkene, arene/aryl/benzene/phenyl. any three [2]
(if more than 3 are given, mark the first 3 the candidate has written)

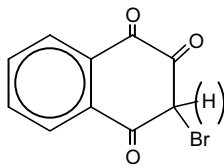
(ii) (2,4-)DNPH/Brady's or FeCl_3 (aq or neutral) or $\text{Br}_2(\text{aq})$ [1]
Lawsone \Rightarrow orange/red, or purple/violet with **A**, or white ppt with **A**,
(not yellow) ppt
and A \Rightarrow nothing or **and** nothing with Lawsone or **and** decolourises [1]
with Lawsone

(iii) NaBH_4 or LiAlH_4 or SnCl_2 or $\text{Na} + \text{ethanol}$ or any suitable reducing agents with $E^\ominus < 0.2\text{V}$, e.g. SO_2 . **NOT** $\text{H}_2 + \text{Ni}$ etc. [1]

(iv)



or



(One of the Br atoms in either formula could be an OH group instead. Br on the **benzene** ring negates this mark)

[1]

[6]

(b) (i) $E_{\text{cell}} = 1.33 - 0.36 = (+)0.97 \text{ (V)}$ [1]

(ii) $\text{Cr}_2\text{O}_7^{2-} + 8\text{H}^+ + 3\text{C}_{10}\text{H}_8\text{O}_3 \rightarrow 2\text{Cr}^{3+} + 7\text{H}_2\text{O} + 3\text{C}_{10}\text{H}_6\text{O}_3$

3:1 ratio [1]
balancing [1]

(iii) $= 0.05 \times 7.5/1000 = 3.75 \times 10^{-4} \text{ mol}$ [1]

$$n(\mathbf{A}) = 3 \times 3.75 \times 10^{-4}$$

$$= 1.125 \times 10^{-3} \text{ in } 20 \text{ cm}^3$$

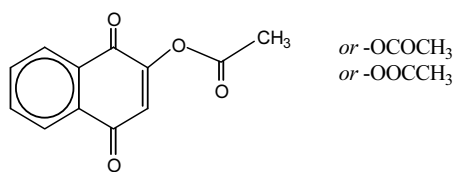
$$[\mathbf{A}] = 5.63 \times 10^{-2} \text{ mol dm}^{-3} \text{ (allow 5.6, 5.62, 5.625 etc.)}$$

[1]

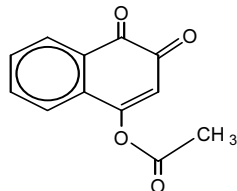
[5]

Page 5	Mark Scheme: Teachers' version	Syllabus	Paper
	GCE A LEVEL – May/June 2012	9701	42

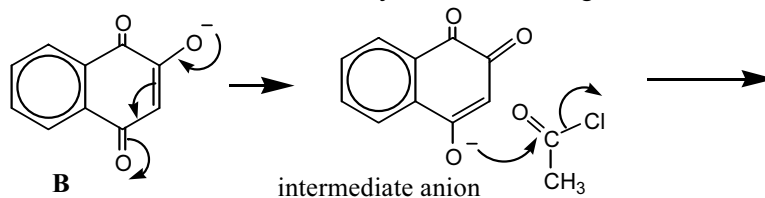
(c) (i) compound **C** is [1]



(ii) compound **D** is [1]



(iii) mechanism: 3 curly arrows in **B** or correct intermediate anion [1]
a curly arrow from an O^- or an oxygen with a lone pair to the carbon of the $\text{C}=\text{O}$ group in CH_3COCl , and a second curly arrow breaking the $\text{C}-\text{Cl}$ bond [1]



[4 max 3]

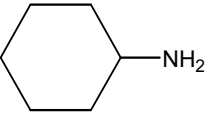
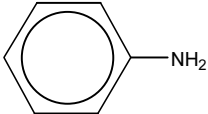
[Total: 14]

Page 6	Mark Scheme: Teachers' version	Syllabus	Paper
	GCE A LEVEL – May/June 2012	9701	42

- 4 (a) volatility: $Cl_2 > Br_2 > I_2$ or boiling points: $Cl_2 < Br_2 < I_2$ or Cl_2 is (g); Br_2 is (l); I_2 is (s) [1]
 more electrons in X_2 down the group or more shells/bigger cloud of electrons [1]
 so there's greater van der Waals/dispersion/induced/temporary dipole force/attraction [1]
[3]
- (b) (i) $H_2O > H_2S$ (see * below for mark)
 due to H-bonding in H_2O (none in H_2S) [1]
 diagram minimum is: $H_2O^{\delta-} \cdots \delta^+ H-OH$ or $H_2O : H-OH$ [allow (+) for δ^+] [1]
- (ii) $CH_3-O-CH_3 > CH_3CH_2CH_3$ (see * below for mark)
 due to dipole in CH_3-O-CH_3 (O is δ^- not needed, but O is δ^+ negates) or CH_3OCH_3 is polar [1]
 * correct comparison of boiling points for **both** [1]
[4]
- (c) SF_6 has 6 bonding pairs/bonds and no lone pairs (bonds can be read into a diagram e.g. S-F, but 'no lone pairs' can *only* be read into a diagram showing 6 bonded pairs of electrons. [1]
clear diagram or 'shape is octahedral' [1]
[2]
- [Total: 9]**
- 5 (a) acidities: $CHCl_2CO_2H > CH_2ClCO_2H > CH_3CO_2H$ [1]
 due to Cl being (more) electronegative/electron withdrawing (than H). [1]
 this stabilises the anion or weakens the O-H bond [1]
[3]

Page 7	Mark Scheme: Teachers' version	Syllabus	Paper
	GCE A LEVEL – May/June 2012	9701	42

(b)

first compound	second compound	test	observation with first compound	observation with second compound
		Br ₂ (aq) [not (l)]	none	decolourises/ white ppt.
		NaNO ₂ + HCl or HNO ₂ followed by phenol (+ NaOH)	none	yellow/orange/red ppt.
CH ₃ CH ₂ COCl	CH ₃ COCH ₂ Cl	AgNO ₃ (aq)	(immediate) white ppt.	none
		add H ₂ O/ROH	steamy/misty/ white fumes	none
		(2,4-)DNPH	none	orange ppt.
		I ₂ /OH ⁻	none	yellow ppt./ antiseptic smell
CH ₃ CH ₂ CHO	CH ₃ COCH ₃	I ₂ /OH ⁻	none	yellow ppt./ antiseptic smell
		Fehling's/Benedict's solution + warm	red ppt.	none
		Tollens' reagent + warm	silver/black ppt.	none
		Cr ₂ O ₇ ²⁻ + H ⁺ + warm	turns green	no change
		MnO ₄ ⁻ + H ⁺ + warm	decolourises	no change

three correct reagents

[3]

three correct positive results

[3]

three × 'none'

[1]

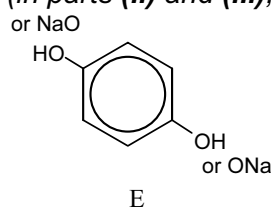
[7]

(c) (i) condensation

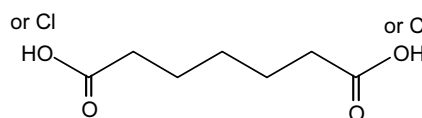
[1]

(ii) (in parts (ii) and (iii), allow structural formulae instead of skeletal formulae)

[1] + [1]



and



(N.B. letters E and F may be reversed.)

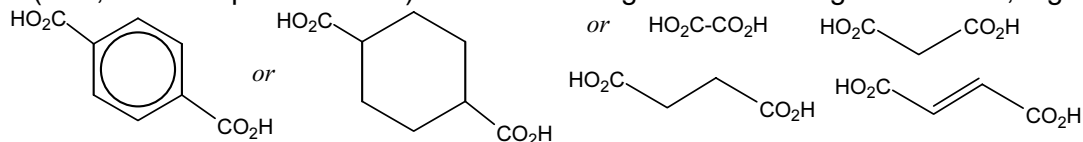
(iii) make acyl chloride from F (if not already there)
add that to a solution of E in NaOH(aq)

[1]

[1]

Page 8	Mark Scheme: Teachers' version	Syllabus	Paper
	GCE A LEVEL – May/June 2012	9701	42

(iv) F (or E, i.e. the aliphatic di-acid) should be changed to something less flexible, e.g.



(any size ring with $n < 6$; any orientation)

(but not $\text{HO}_2\text{C}(\text{CH}_2)_3\text{CO}_2\text{H}$ or longer)

(ignore side chains: length of chain is the important feature)

or allow a tri-carboxylic acid (or triphenol), i.e. one that will allow cross linking

[1]

[6]

[Total: 16]

6 (a)

amino acid	structure	type of interaction
alanine	$\text{H}_2\text{NCH}(\text{CH}_3)\text{CO}_2\text{H}$	van der Waals' (NOT hydrophobic)
cysteine	$\text{H}_2\text{NCH}(\text{CH}_2\text{SH})\text{CO}_2\text{H}$	disulfide bonds or S-S
lysine	$\text{H}_2\text{NCH}((\text{CH}_2)_4\text{NH}_2)\text{CO}_2\text{H}$	ionic/electrovalent hydrogen/H bonds
serine	$\text{H}_2\text{NCH}(\text{CH}_2\text{OH})\text{CO}_2\text{H}$	hydrogen/H bonds

[3]

[3]

(b) Iron – in haemoglobin or red blood cells; transport of oxygen/ CO_2

or in myoglobin; transport of oxygen (in muscle)

or in cytochromes; cell respiration

[1]

Potassium – in cell membranes/enzymes; controlling the flow of ions/water into or out of cells

or – in nerves; controlling nerve impulses

or – Na^+ – K^+ pump; nerve impulses/control of cell volume/active transport

[1]

Zinc acting as a cofactor in enzymes (or a named one, e.g. carbonic anhydrase);

or in making of insulin

[1]

[3]

(c) (i) $\text{ATP} + \text{H}_2\text{O} \rightarrow \text{ADP} + \text{P}_i$

[1]

(ii) Hydrolysis or nucleophilic substitution

[1]

[2]

(d) (i) Sodium or chloride (sweat is salty) and Potassium (water retention in cells)

[1]

(ii) Hydrogen bonding and reference to water or bonding in mucous molecules

[1]

[2]

[Total: 10]

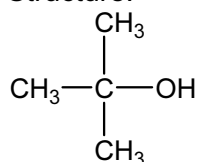
Page 9	Mark Scheme: Teachers' version	Syllabus	Paper
	GCE A LEVEL – May/June 2012	9701	42

- 7 (a) (i) + (ii) any two from:
- The nature/electronegativity of the atom the proton is attached to *or* is near *or* the electronic/chemical environment of the proton
 - The number/spin states of adjacent protons *or* protons attached to adjacent atoms
 - The (strength of) the applied/external magnetic field [1] + [1]

[2]

- (b) (i) Peak at $1.26\delta = (3 \times) \text{CH}_3$ *or* methyl **and** Peak at $2.0\delta = \text{-O-H}$ *or* alcohol [1]

Structure: [1]



- (ii) Isomer Isomer Isomer
- $\text{CH}_3\text{CH}_2\text{CH}_2\text{CH}_2\text{OH}$ $(\text{CH}_3)_2\text{CHCH}_2\text{OH}$ $\text{CH}_3\text{CH}_2\text{CH}(\text{CH}_3)\text{OH}$
- 5 groups of peaks 4 groups of peaks 5 groups of peaks

structures of any two isomers (Also allow both stereoisomers of butan-2-ol) [1] + [1]
 correct assignation of no. of peaks [1] + [1]
 [6]

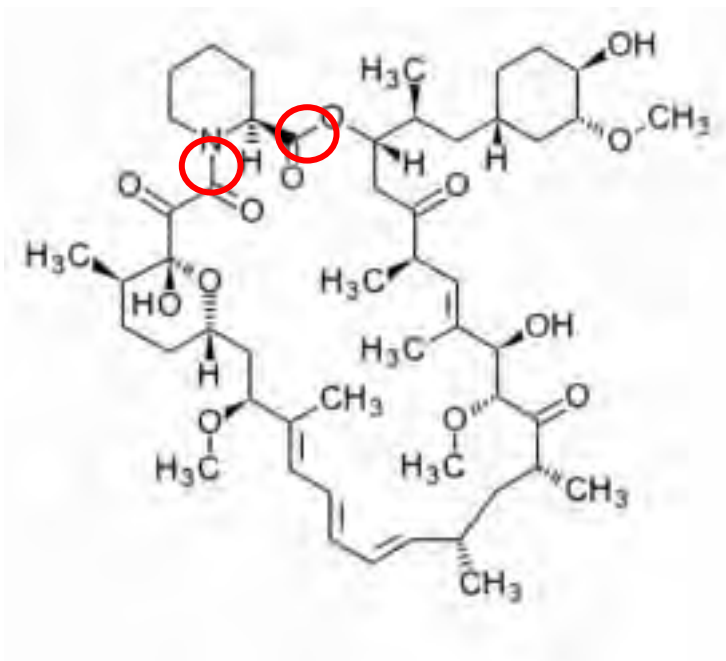
- (c) (i) Phosphorus – it has more electrons *or* high electron density (NOT phosphate) [1]
- (ii) H atoms don't have enough electron density to show up *or* they only contain one e^- [1]
 [2]

[Total: 10]

Page 10	Mark Scheme: Teachers' version	Syllabus	Paper
	GCE A LEVEL – May/June 2012	9701	42

- 8 (a) (i) hydrophilic in area C [1]
fat-soluble in area B [1]
- (ii) A – region would be exposed to the atmosphere/water/enzymes or nothing the molecule can attach to at A [1]
[3]

- (b) (i) amide/peptide or ester [1]
- (ii) hydrolysis [1]
- (iii)



[1] + [1]
[4]

- (c) (i) measured in nm, i.e. between 1 and 1000 nm (or 10^{-9} – 10^{-6} m). Any quoted value or range between these limits is acceptable [1]
- (ii) One or both of the –OH groups (NOT just 'oxygen' or 'O') [1]
- (iii) PEG can H-bond (with water) because it is hydrophilic/contains an OH group/contains lots of oxygen atoms [1]
[3]

[Total: 10]