



UNIVERSITY OF CAMBRIDGE INTERNATIONAL EXAMINATIONS
General Certificate of Education Advanced Level

CANDIDATE
NAME

CENTRE
NUMBER

--	--	--	--	--

CANDIDATE
NUMBER

--	--	--	--



CHEMISTRY

9701/53

Paper 5 Planning, Analysis and Evaluation

October/November 2010

1 hour 15 minutes

Candidates answer on the Question Paper.

No Additional Materials are required.

READ THESE INSTRUCTIONS FIRST

Write your Centre number, candidate number and name on all the work you hand in.

Write in dark blue or black pen.

You may use a soft pencil for any diagrams, graphs or rough working.

Do not use staples, paper clips, highlighters, glue or correction fluid.

DO NOT WRITE IN ANY BARCODES.

Answer **all** questions.

You are advised to show all working in calculations.

Use of a Data Booklet is unnecessary.

At the end of the examination, fasten all your work securely together.

The number of marks is given in brackets [] at the end of each question or part question.

For Examiner's Use	
1	
2	
Total	

This document consists of **9** printed pages and **3** blank pages.




BLANK PAGE

3

- 1 Aqueous hydrogen peroxide decomposes into oxygen gas and water. The reaction is normally very slow but is catalysed by solid manganese(IV) oxide.

For
Examiner's
Use



You are to plan an experiment to investigate how the rate of the catalysed decomposition of aqueous hydrogen peroxide depends on its concentration.

- (a) The rate of decomposition depends on the number of hydrogen peroxide molecules present in a given volume of solution.

- (i) Use this information to predict and explain how the rate of decomposition of the hydrogen peroxide depends on the concentration.

Prediction

.....

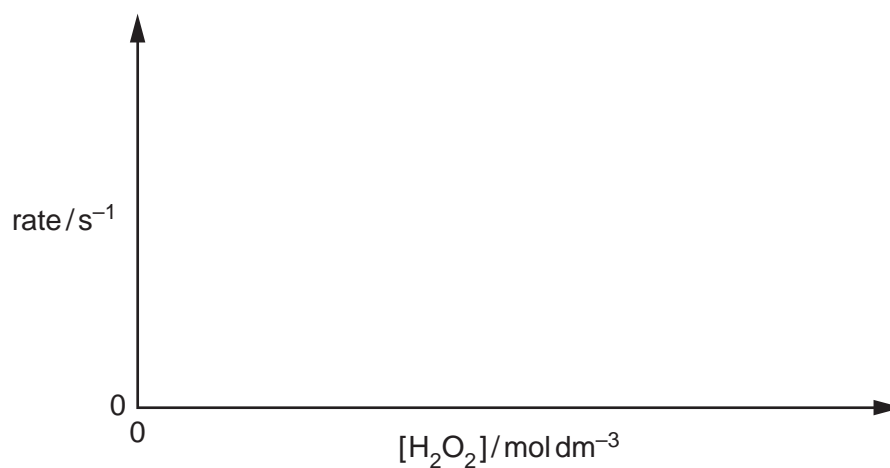
.....

Explanation

.....

.....

- (ii) Display your prediction in the form of a sketch graph below.



[3]

- (b) An approximate method for the determination of the rate of decomposition of the hydrogen peroxide is to measure the time taken to collect a fixed volume of oxygen. The volume is kept the same throughout a series of experiments. The rate of the reaction can be represented by the reciprocal of the time taken.

For
Examiner's
Use

$$\text{Rate of reaction} \propto 1/\text{time taken}$$

In the experiment you are about to plan identify the following.

- (i) the independent variable
- (ii) the dependent variable [2]
- (c) Draw a diagram of the apparatus you would use in the experiment. Your apparatus should use only standard items found in a school or college laboratory and show clearly the following
- (i) how the volume of the oxygen will be collected and measured,
- (ii) how you will make sure that none of the oxygen is lost.

Label each piece of apparatus used, indicating its size or capacity.

[3]

5

- (d) Using the apparatus shown in (c) design a laboratory experiment to test your prediction in (a).

For
Examiner's
Use

In addition to the standard apparatus present in a laboratory you are provided with the following materials.

- 2.00 mol dm⁻³ aqueous hydrogen peroxide
- a supply of manganese(IV) oxide

- (i) Complete the table below to show how you would prepare five solutions of aqueous hydrogen peroxide. Make sure that the correct units are recorded.

expt. No.	volume of H ₂ O ₂	volume of H ₂ O	concentration of H ₂ O ₂
1			
2			
3			
4			
5			

- (ii) Give a step-by-step description of how you would use your apparatus shown in (c) to carry out **one** complete experiment.

.....

.....

.....

.....

.....

.....

.....

.....

.....

.....

..... [4]

6

- (e) State a problem which might be experienced by someone having to carry out these experiments alone.

.....

..... [1]

- (f) Draw a table with appropriate headings to show the data you would record when carrying out your experiments and the values you would calculate in order to construct a graph to support or reject your prediction in (a). The headings should include appropriate units.

For
Examiner's
Use

[2]

[Total: 15]

BLANK PAGE

- 2 When a solute is added to two solvents, A and B, which do not mix, some of the solute dissolves in each of the solvents and an equilibrium is set up between the two solvents. At equilibrium the ratio of the two concentrations is a constant known as the **Partition Coefficient, K** .

For
Examiner's
Use

$$\frac{\text{concentration in solvent A}}{\text{concentration in solvent B}} = K$$

An experiment was carried out to determine K for succinic acid, $\text{HO}_2\text{CCH}_2\text{CH}_2\text{CO}_2\text{H}$, between water (boiling point 100°C) and diethyl ether, $(\text{C}_2\text{H}_5)_2\text{O}$, (boiling point 35°C).

- 100cm^3 of distilled water and 100cm^3 of diethyl ether were transferred to a conical flask.
- A sample of succinic acid was added, the flask was stoppered and the mixture thoroughly shaken until all of the solid had dissolved.
- A 10.0cm^3 sample of the water layer was removed and titrated with 0.10mol dm^{-3} aqueous sodium hydroxide using phenolphthalein as an indicator.
- A 25.0cm^3 sample of the diethyl ether layer was removed and a small amount of water added. This was then titrated with 0.020mol dm^{-3} aqueous sodium hydroxide using phenolphthalein as an indicator.
- The experiment was repeated using the same volumes of water and diethyl ether but decreasing masses of succinic acid.

(a) The results of the series of titrations are recorded below.

A	B	C	D	E
expt. No.	volume of 0.10mol dm^{-3} NaOH reacting with 10.0cm^3 of the water layer / cm^3	volume of 0.020mol dm^{-3} NaOH reacting with 25.0cm^3 of the ether layer / cm^3		
1	24.3	18.6		
2	22.5	17.3		
3	20.3	15.6		
4	18.8	13.1		
5	16.3	12.5		
6	13.8	10.6		
7	10.3	7.9		
8	6.8	6.9		
9	5.0	3.8		
10	2.5	1.9		


Process the results in the table to calculate the concentration of the succinic acid in each layer.

Record these values to **three significant figures** in the additional columns of the table. Label each column, including units and an expression to show how your values are calculated.

You may use the column headings A to E in your expression.

[3]

- (b) Present the concentration of the succinic acid in each layer in graphical form. Draw the line of best fit.



- (f) Using a burette, the error associated with a titration depends on the value of the titre. Comment on the magnitude of the titres recorded in the table in (a) and indicate, with reasons, which have the highest error.

For
Examiner's
Use

.....
.....
..... [2]

[Total: 15]

BLANK PAGE

Permission to reproduce items where third-party owned material protected by copyright is included has been sought and cleared where possible. Every reasonable effort has been made by the publisher (UCLES) to trace copyright holders, but if any items requiring clearance have unwittingly been included, the publisher will be pleased to make amends at the earliest possible opportunity.

University of Cambridge International Examinations is part of the Cambridge Assessment Group. Cambridge Assessment is the brand name of University of Cambridge Local Examinations Syndicate (UCLES), which is itself a department of the University of Cambridge.