

AQA Economics A-level **Microeconomics**

Topic 5: Perfect Competition, Imperfectly Competitive Markets and Monopoly

5.5 Oligopoly

Notes

Characteristics of an oligopoly:

High barriers to entry and exit

There are high barriers of entry to and exit from an oligopoly. High barriers to entry make the market less competitive.

High concentration ratio

In an oligopoly, only a few firms supply the majority of the market. For example, in the UK the supermarket industry is an oligopoly. The high concentration ratio makes the market less competitive.

Interdependence of firms

Firms are interdependent in an oligopoly. This means that the actions of one firm affect another firm's behaviour.

Product differentiation


Firms differentiate their products from other firms using branding. The degree of product differentiation can change how far the market is an oligopoly.


Oligopoly as a market structure and a behaviour

Firms can either operate in a market which is oligopolistic, or several firms can display oligopolistic behaviour.




Firms which display oligopolistic behaviour might be interdependent, have stable prices, collude or have non-price competition.

Calculation of concentration ratios and their significance:





 The concentration ratio of a market is the combined market share of the top few firms in a market.

-  For example, the market share for each of the top supermarkets in the UK is shown in the table below:

Supermarket	Market share (12 weeks to 29 March 2015)
Tesco	28.4%
Asda	17.1%
Sainsbury's	16.4%
Morrisons	10.9%
The Co-operative	6.0%
Aldi	5.3%
Waitrose	5.1%
Lidl	3.7%
Iceland	2.1%
	Data adapted from BBC News http://www.bbc.co.uk/news/business-32218170




-  If the 4 firm concentration ratio was calculated, the market share of the 4 largest firms would be added together: $28.4\% + 17.1\% + 16.4\% + 10.9\% = 72.8\%$.
-  The 2 firm concentration ratio is the market share of the 2 largest firms added together: $28.4\% + 17.1\% = 45.5\%$.
-  The higher the concentration ratio, the less competitive the market, since fewer firms are supplying the bulk of the market.

The difference between collusive and non-collusive oligopoly

-  Collusive behaviour occurs if firms agree to work together on something. For example, they might choose to set a price or fix the quantity of output they produce, which minimises the competitive pressure they face.
-  Collusion leads to a lower consumer surplus, higher prices and greater profits for the firms colluding. It can allow oligopolists to act as a monopolist and maximise their joint profits.
-  Firms in an oligopoly have a strong incentive to collude. By making agreements, they can maximise their own benefits and restrict their output, to cause the market price to increase. This deters new entrants and is anti-competitive.
-  Collusion is more likely to happen where there are only a few firms, they face similar costs, there are high entry barriers, it is not easy to be caught and there is an



ineffective competition policy. Moreover, there should be consumer inertia. All of these factors make the market stable.

Non-collusive behaviour occurs when the firms are competing. This establishes a competitive oligopoly. This is more likely to occur where there are several firms, one firm has a significant cost advantage, products are homogeneous and the market is saturated. Firms grow by taking market share from rivals.

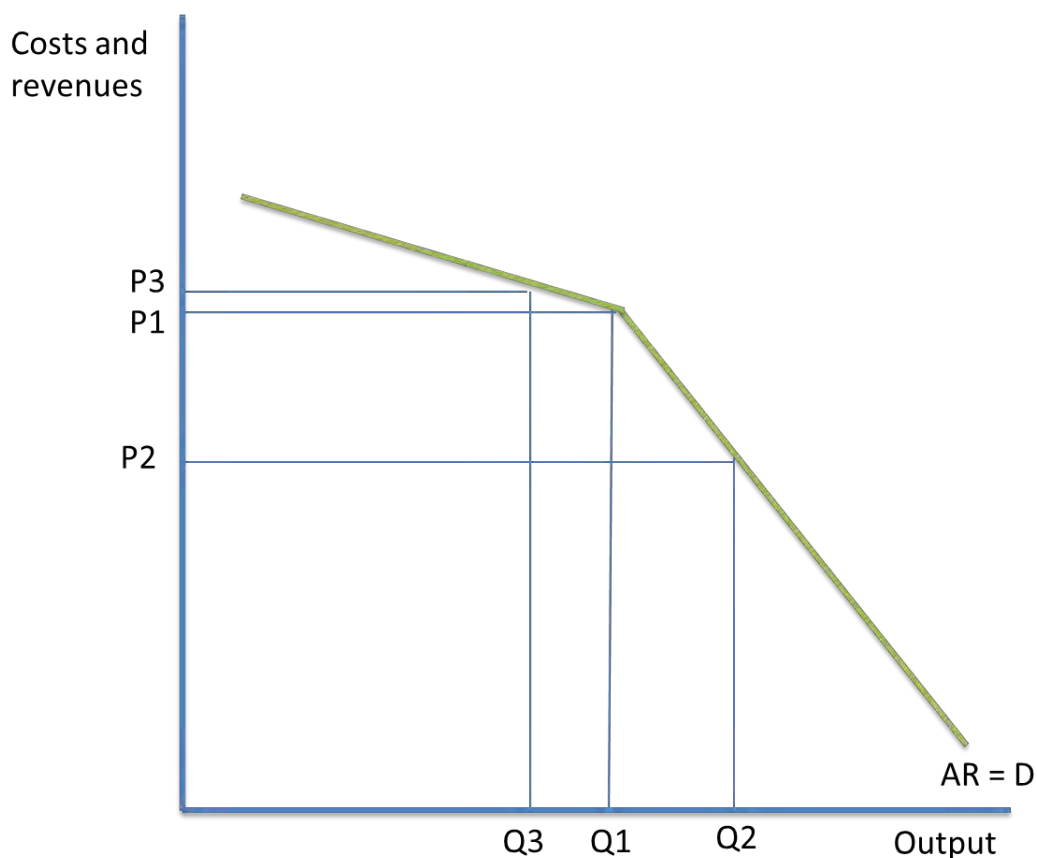
-  Collusion can be overt or tacit.
-  Overt collusion is when a formal agreement is made between firms. It works best when there are only a few dominant firms, so one does not refuse. It is illegal in the EU, US and several other countries. For example, it is often suspected that fuel companies partake in overt collusion. This could be in the form of price fixing, which maximises their joint profits, cuts the cost of competition, such as by preventing firms using wasteful advertising, and reduces uncertainty.
-  Tacit collusion occurs when there is no formal agreement, but collusion is implied. For example, in the UK supermarket industry, firms are competing in a price war. Price wars are harmful to supermarkets and their suppliers. Some application points for price wars can be found here:






[Grocery price war pushes Waitrose profits down 24%](#)
[Supermarket price war blamed for food producers folding](#)
[Supermarket price war hits Asda sales](#)

The difference between cooperation and collusion


-  Cooperation is allowed in the market, whilst collusion is not. Collusion is usually with poor intentions, whilst cooperation will be beneficial.
-  Collusion generally refers to market variables, such as quantity produced, price per unit and marketing expenditure. Cooperation might refer to how a firm is organised and how production is managed.

The kinked demand curve model





-  The kinked demand curve illustrates the feature of price stability in an oligopoly. It assumes other firms have an asymmetric reaction to a price change by another firm. It is an illustration of interdependence between firms.
-  If price increases from P1 to P3, other firms do not react, so the firm which increases their price loses a significant proportion of market share (Q1 to Q3).
-  If the firm decreases their price from P1 to P2, the firm only gains a relatively small increase in market share (Q1 to Q2).
-  The first part of the diagram shows a relatively price elastic demand curve. The second part shows a relatively inelastic demand curve.
-  When firms deviate from the rigid, equilibrium price and quantity, they enter the different demand elasticities.


The reasons for non-price competition, the operation of cartels, price leadership, price agreements, price wars and barriers to entry

 A **cartel** is a group of two or more firms which have agreed to control prices, limit output, or prevent the entrance of new firms into the market. A famous example of a cartel is OPEC, which fixed their output of oil. This was possible since they controlled over 70% of the supply of oil in the world. This reduces uncertainty for firms, which would otherwise exist without a cartel.

Cartels can lead to higher prices for consumers and restricted outputs. Some cartels might involve dividing the market up, so firms agree not to compete in each other's markets.

 **Price leadership** occurs when one firm changes their prices, and other firms follow. This firm is usually the dominant firm in the market. Other firms are often forced into changing their prices too, otherwise they risk losing their market share. This explains why there is price stability in an oligopoly; other firms risk losing market share if they do not follow the price change. The price leader is often the one judge to have the best knowledge of prevailing market conditions.

 **Price wars:** A price war is a type of price competition, which involves firms constantly cutting their prices below that of its competitors. Their competitors then lower their prices to match. Further price cuts by one firm will lead to more and more firms cutting their prices. An example of this is the UK supermarket industry (see notes above).

 **Non-price competition** aims to increase the loyalty to a brand, which makes demand for a good more price inelastic.


For example, firms might improve the quality of their customer service, such as having more available delivery times. They might keep their shops open for longer, so consumers can visit when it is convenient.

Special offers, such as buy one get one free, free gifts, or loyalty cards, might be used to attract consumers and increase demand.


Advertising and marketing might be used to make their brand more known and influence consumer preferences. However, it is difficult to know what the effect of


increased advertising spending will be. For some firms, it might be ineffective. This would make them incur large **sunk costs**, which are unrecoverable.

Brands are used to differentiate between products. If firms can increase brand loyalty, demand becomes more price inelastic. Increasing brand loyalty means firms can attract and keep customers, which can increase their market share.


 **Barriers to entry:** Firms might try to drive competitors out of the industry in order to increase their own market share. Barriers to entry are designed to prevent new firms entering the market profitably. This increases producer surplus.


The significance of interdependence and uncertainty in oligopoly


 Game theory is related to the concept of interdependence between firms in an oligopoly. It is used to predict the outcome of a decision made by one firm, when it has incomplete information about the other firm.


 It can be explained using the Prisoner’s Dilemma, which is a model based around two prisoners, who have the choice to either confess or deny a crime. The consequences of the choice depend on what the other prisoner chooses.



		Prisoner B	
		Confess	Deny
Prisoner A	Confess	5 years, 5 years	1 year, 10 years
	Deny	10 years, 1 year	2 years, 2 years

 The two prisoners are not allowed to communicate, but they can consider what the other prisoner is likely to choose. This relates to the characteristic of uncertainty in an oligopoly.

 The **dominant strategy** is the option which is best, regardless of what the other person chooses. This is for both prisoners to confess, since this gives the minimum number of years that they have to spend in prison. It is the most likely outcome.

 This is still higher than if both prisoners deny the crime, however. If collusion is allowed in this dilemma, then both prisoners would deny. This is the **Nash equilibrium**.

 A **Nash equilibrium** is a concept in game theory which describes the optimal strategy for all players, whilst taking into account what opponents have chosen. They cannot improve their position given the choice of the other.

-  However, even if both prisoners agree to deny, each one has an incentive to cheat and therefore confess, since this could reduce their potential sentence from 2 years to 1 year. This makes the Nash equilibrium unstable.
-  It essentially sums up the interdependence between firms when making decisions in an oligopoly.

 **The advantages and disadvantages of oligopoly**

Disadvantages	Advantages
<p>The basic model of oligopoly suggests that higher prices and profits and inefficiency may result in a misallocation of resources compared to the outcome in a competitive market.</p>	<p>Oligopolies can earn significant supernormal profits, so they might invest more in research and development. This can yield positive externalities, and make the monopoly more dynamically efficient in the long run. There could be more invention and innovation as a result.</p> <p>Moreover, firms are more likely to innovate if they can protect their ideas. This is more likely to happen in a market where there are high barriers to entry.</p>
<p>If firms collude, there is a loss of consumer welfare, since prices are raised and output is reduced.</p>	<p>Higher profits could be a source of government revenue.</p>
<p>Collusion could reinforce the monopoly power of existing firms and makes it hard for new firms to enter. The absence of competition means efficiency falls. This increases the average cost of production.</p>	<p>Industry standards could improve. This is especially true in the pharmaceutical industry and for car safety technology. This is because firms can collaborate on technology and improve it. It saves on duplicate research and development.</p>

Since oligopolies are large, they can exploit economies of scale, so they have lower average costs of production. The long run average cost curve can be used to show this:

